

### 1360

#### Air Brake Tube Sleeve



Ref. SAE # 120115

| Part No. | ΦD   |
|----------|------|
| 1360-04  | 1/4" |
| 1360-06  | 3/8" |
| 1360-08  | 1/2" |
| 1360-10  | 5/8" |
| 1360-12  | 3/4" |

### 1362BH

#### Bulkhead Tube Union



(1) tube, (2) tube

Ref. SAE # 120101BA

| Part No.   | ΦD(1) | ΦD(2) |
|------------|-------|-------|
| 1362-04-04 | 1/4"  | 1/4"  |
| 1362-06-06 | 3/8"  | 3/8"  |
| 1362-08-08 | 1/2"  | 1/2"  |

### 1365

#### Air Brake Union, 90° Elbow



Ref. SAE # 120201BA

| Part No.   | ΦD(1) | ΦD(2) |
|------------|-------|-------|
| 1365-04-04 | 1/4"  | 1/4"  |
| 1365-06-06 | 3/8"  | 3/8"  |
| 1365-08-08 | 1/2"  | 1/2"  |
| 1365-10-10 | 5/8"  | 5/8"  |

### 1368

#### Air Brake x Male Pipe



(1) tube, (2) NPTF male

Ref. SAE # 120102BA

| Part No.   | ΦD(1) | T(2) |
|------------|-------|------|
| 1368-04-02 | 1/4"  | 1/8" |
| 1368-04-04 | 1/4"  | 1/4" |
| 1368-04-06 | 1/4"  | 3/8" |
| 1368-06-02 | 3/8"  | 1/8" |
| 1368-06-04 | 3/8"  | 1/4" |
| 1368-06-06 | 3/8"  | 3/8" |
| 1368-06-08 | 3/8"  | 1/2" |
| 1368-08-04 | 1/2"  | 1/4" |
| 1368-08-06 | 1/2"  | 3/8" |
| 1368-08-08 | 1/2"  | 1/2" |
| 1368-10-06 | 5/8"  | 3/8" |
| 1368-10-08 | 5/8"  | 1/2" |
| 1368-12-08 | 3/4"  | 1/2" |
| 1368-12-12 | 3/4"  | 3/4" |

### 1361

#### Air Brake Tube Nut



Ref. SAE # 120111

| Part No. | ΦD   |
|----------|------|
| 1361-04  | 1/4" |
| 1361-06  | 3/8" |
| 1361-08  | 1/2" |
| 1361-10  | 5/8" |
| 1361-12  | 3/4" |

### 1364

#### Air Brake Union Tee



(1) tube, (2) tube, (3) tube

Ref. SAE # 120401BA

| Part No.      | ΦD(1) | ΦD(2) | ΦD(3) |
|---------------|-------|-------|-------|
| 1364-04-04-04 | 1/4"  | 1/4"  | 1/4"  |
| 1364-04-06-06 | 1/4"  | 3/8"  | 3/8"  |
| 1364-06-06-06 | 3/8"  | 3/8"  | 3/8"  |
| 1364-06-06-04 | 3/8"  | 3/8"  | 1/4"  |
| 1364-06-06-08 | 3/8"  | 3/8"  | 1/2"  |
| 1364-08-08-08 | 1/2"  | 1/2"  | 1/2"  |
| 1364-08-06-08 | 1/2"  | 3/8"  | 1/2"  |
| 1364-08-08-06 | 1/2"  | 1/2"  | 3/8"  |
| 1364-10-10-10 | 5/8"  | 5/8"  | 5/8"  |

### 1366

#### Air Brake x Female Pipe



(1) tube, (2) NPTF female

Ref. SAE # 120103BA

| Part No.   | ΦD(1) | T(2) |
|------------|-------|------|
| 1366-04-02 | 1/4"  | 1/8" |
| 1366-04-04 | 1/4"  | 1/4" |
| 1366-06-02 | 3/8"  | 1/8" |
| 1366-06-04 | 3/8"  | 1/4" |
| 1366-06-06 | 3/8"  | 3/8" |
| 1366-08-06 | 1/2"  | 3/8" |
| 1366-08-08 | 1/2"  | 1/2" |
| 1366-10-08 | 5/8"  | 1/2" |
| 1366-12-08 | 3/4"  | 1/2" |

### 1369

#### Air Brake x Male Pipe, 90° Elbow



(1) tube, (2) NPTF male

Ref. SAE # 120202BA

| Part No.   | ΦD(1) | T(2) |
|------------|-------|------|
| 1369-04-02 | 1/4"  | 1/8" |
| 1369-04-04 | 1/4"  | 1/4" |
| 1369-06-02 | 3/8"  | 1/8" |
| 1369-06-04 | 3/8"  | 1/4" |
| 1369-06-06 | 3/8"  | 3/8" |
| 1369-06-08 | 3/8"  | 1/2" |
| 1369-08-04 | 1/2"  | 1/4" |
| 1369-08-06 | 1/2"  | 3/8" |
| 1369-08-08 | 1/2"  | 1/2" |
| 1369-10-06 | 5/8"  | 3/8" |
| 1369-10-08 | 5/8"  | 1/2" |
| 1369-10-12 | 5/8"  | 3/4" |
| 1369-12-08 | 3/4"  | 1/2" |

### 1362

#### Air Brake Tube Union



(1) tube, (2) tube

Ref. SAE # 120101BA

| Part No.   | ΦD(1) | ΦD(2) |
|------------|-------|-------|
| 1362-04-04 | 1/4"  | 1/4"  |
| 1362-06-06 | 3/8"  | 3/8"  |
| 1362-08-08 | 1/2"  | 1/2"  |
| 1362-10-10 | 5/8"  | 5/8"  |
| 1362-12-12 | 3/4"  | 3/4"  |

### 1370

#### Air Brake x Male Pipe



(1) tube, (2) NPTF male

Ref. SAE # 120203BA

| Part No.   | ΦD(1) | T(2) |
|------------|-------|------|
| 1368-04-02 | 1/4"  | 1/8" |
| 1368-04-04 | 1/4"  | 1/4" |
| 1368-04-06 | 3/8"  | 1/8" |
| 1368-06-02 | 3/8"  | 1/4" |
| 1368-06-04 | 3/8"  | 3/8" |
| 1368-06-06 | 1/2"  | 3/8" |
| 1368-06-08 | 1/2"  | 1/2" |
| 1368-08-04 | 5/8"  | 1/2" |

### 1371

#### Air Brake x Male Pipe Run Tee



(1) tube, (2) NPTF male, (3) tube

Ref. SAE # 120424BA

| Part No.      | ΦD(1) | ΦD(2) | T(3) |
|---------------|-------|-------|------|
| 1371-04-04-02 | 1/4"  | 1/4"  | 1/8" |
| 1371-04-04-04 | 1/4"  | 1/4"  | 1/4" |
| 1371-06-06-04 | 3/8"  | 3/8"  | 1/4" |
| 1371-06-06-06 | 3/8"  | 3/8"  | 3/8" |
| 1371-08-08-06 | 1/2"  | 1/2"  | 3/8" |
| 1371-08-08-08 | 1/2"  | 1/2"  | 1/2" |
| 1371-10-10-08 | 5/8"  | 5/8"  | 1/2" |

| Dash | Tube | Thread    |
|------|------|-----------|
| -04  | 1/4" | 7/16 -24  |
| -06  | 3/8" | 17/32 -24 |
| -08  | 1/2" | 11/16 -20 |
| -10  | 5/8" | 13/16 -18 |
| -12  | 3/4" | 1 -24     |


# Air Brake Fittings for Copper Tubing

www.fittings-adapters.com

# SABE

## 1372

Air Brake x Male Pipe  
Branch Tee



(1) tube, (2) tube, (3) NPTF male  
Ref. SAE # 120425BA

| Part No.      | ΦD(1) | ΦD(2) | T(3) |
|---------------|-------|-------|------|
| 1372-04-04-02 | 1/4"  | 1/4"  | 1/8" |
| 1372-04-04-04 | 1/4"  | 1/4"  | 1/4" |
| 1372-06-06-02 | 3/8"  | 3/8"  | 1/8" |
| 1372-06-06-04 | 3/8"  | 3/8"  | 1/4" |
| 1372-06-04-04 | 3/8"  | 1/4"  | 1/4" |
| 1372-06-06-06 | 3/8"  | 3/8"  | 3/8" |
| 1372-08-08-06 | 1/2"  | 1/2"  | 3/8" |
| 1372-08-08-08 | 1/2"  | 1/2"  | 1/2" |
| 1372-10-10-04 | 5/8"  | 5/8"  | 1/4" |
| 1372-10-10-08 | 5/8"  | 5/8"  | 1/2" |

## 1380

Air Brake x Female Pipe  
45° Elbow



(1) tube, (2) NPTF male  
Ref. SAE # 120302BA

| Part No.   | ΦD(1) | T(2) |
|------------|-------|------|
| 1380-04-02 | 1/4"  | 1/8" |
| 1380-04-04 | 1/4"  | 1/4" |
| 1380-06-02 | 3/8"  | 1/8" |
| 1380-06-04 | 3/8"  | 1/4" |
| 1380-06-06 | 3/8"  | 3/8" |
| 1380-08-06 | 1/2"  | 3/8" |
| 1380-08-08 | 1/2"  | 1/2" |
| 1380-10-08 | 5/8"  | 1/2" |

## ITW

Internal Tooth Washer

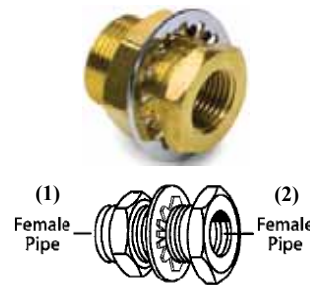


Zinc Plated Steel  
(1) tube (2) Bulkhead OD Size

| Part No. | ΦD(1) | ΦD(2)  |
|----------|-------|--------|
| ITW-50   | 1/4"  | 0.500" |
| ITW-70   | 3/8"  | 0.750" |
| ITW-87   | 1/2"  | 0.875" |
| ITW-100  | 5/8"  | 1.000" |

## 207ACBH

Anchor Bulkhead Coupling

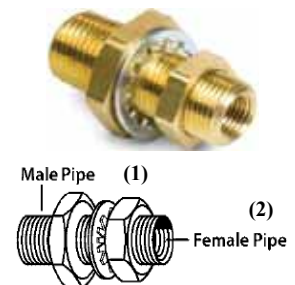


(1) (2) NPT female

Weatherhead 1344,1345,1346,1351

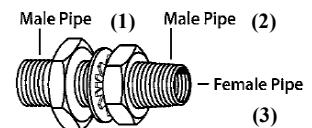
| Part No.    | T(1) | T(2) | L     |
|-------------|------|------|-------|
| 207ACBH-02  | 1/8" | 1/8" | 0.96" |
| 207ACBHL-02 | 1/8" | 1/8" | 1.50" |
| 207ACBH-04  | 1/4" | 1/4" | 0.94" |
| 207ACBHL-04 | 1/4" | 1/4" | 1.50" |
| 207ACBH-06  | 3/8" | 3/8" | 1.31" |
| 207ACBH-08  | 1/2" | 1/2" | 1.50" |
| 207ACBH-12  | 1/2" | 1/2" | 1.50" |
| 207ACBH-16  | 1/2" | 1/2" | 1.68" |

## Bulkhead Coupling



Weatherhead 1340,1341

| Part No. | T(1) | T(2) | L     |
|----------|------|------|-------|
| 1340     | 1/2" | 1/4" | 2.16" |
| 1341     | 1/2" | 1/4" | 2.53" |



Weatherhead 1342,1343

| Part No. | T(1,2) | T(3) | L     |
|----------|--------|------|-------|
| 1342     | 1/2"   | 1/4" | 2.94" |
| 1343     | 1/2"   | 1/4" | 3.94" |

We also produce above Bulkhead-couplings(body, locknut) from steel, use "S" suffix to order. For example 207ACBH-12S, 1342S

Meets all applicable SAE and DOT specifications.

We can do the male pipe thread with vibra-seal, use "vs" prefix to order.

We can custom-make some out of these part numbers upon request.